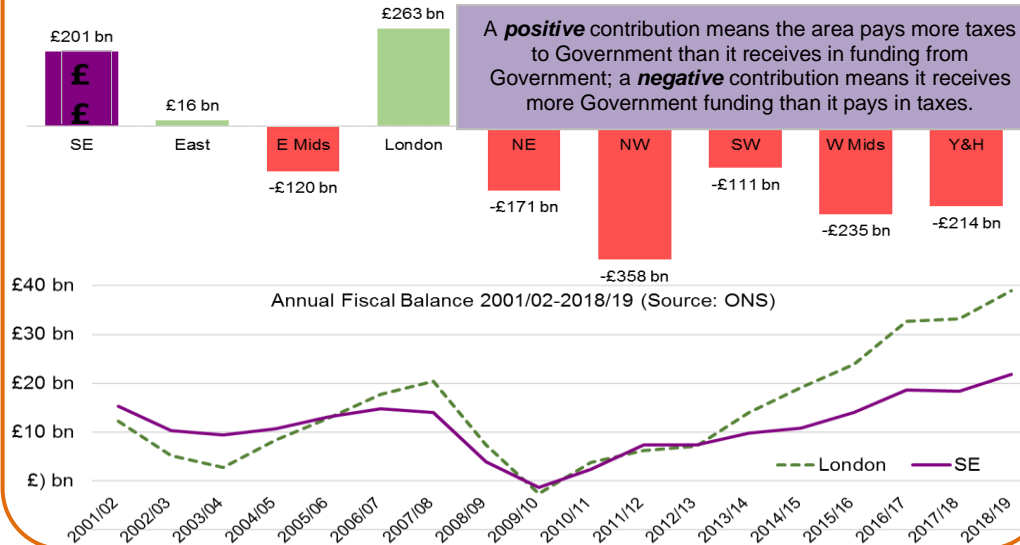


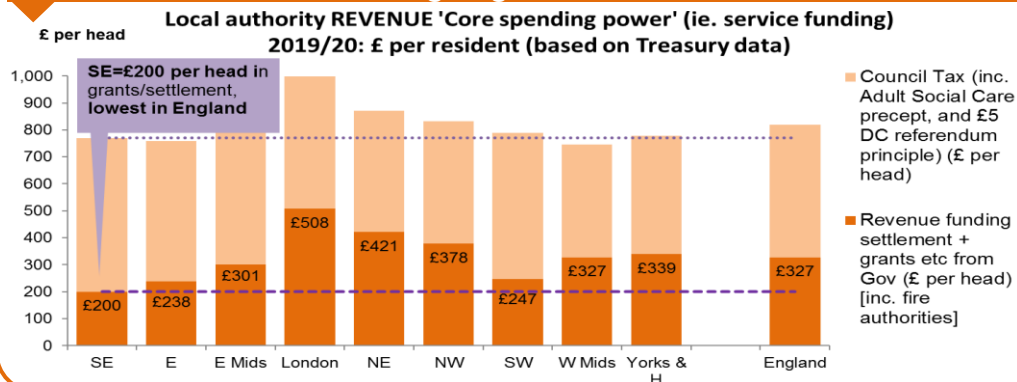
# DATA DASHBOARD SPRING 2020

At **£201bn** between 2001/02-18/19, SE made 2<sup>nd</sup> highest net tax contribution to Treasury. SE was highest 2001/02-05/06, but has since seen a growing total gap behind London.

Total contributions to UK public finances, 2001/02-2018/19 (Source: ONS)



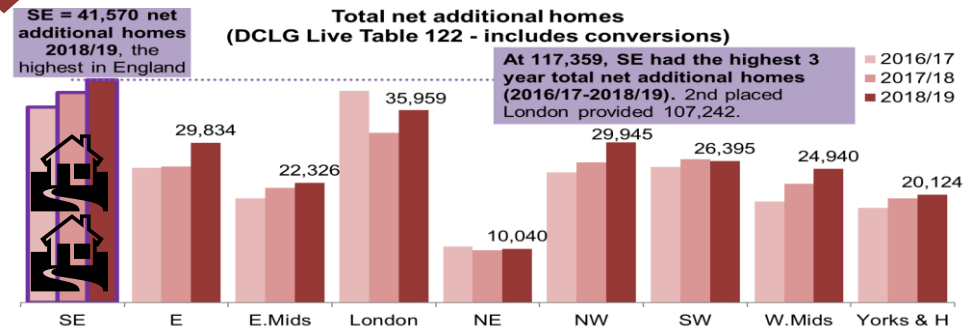
At **£200** per head 2019/20, SE councils had the lowest average revenue settlement funding & grants from Government.



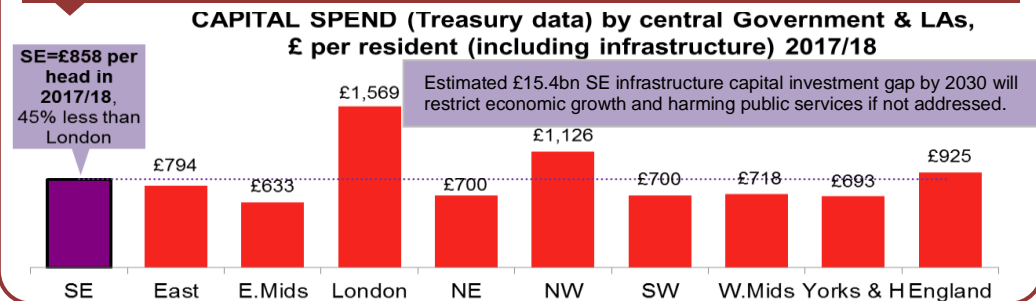
## SE HEADLINES page 1 of 2

More information available for SEEC members @ [www.secouncils.gov.uk](http://www.secouncils.gov.uk)

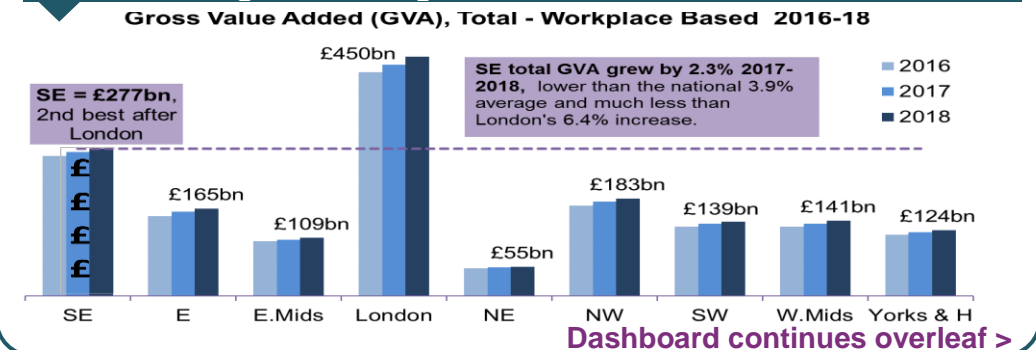
SE had the highest net addition of homes in 2018/19 at **41,570**, a significant 2,307 increase on the previous year.



SE had **£858** per head capital spend in 2017/18, 45% less than London and below the national average.



At **£277bn** in 2018, SE economic output (GVA) is 2<sup>nd</sup> highest in England, though some £173bn less than London.



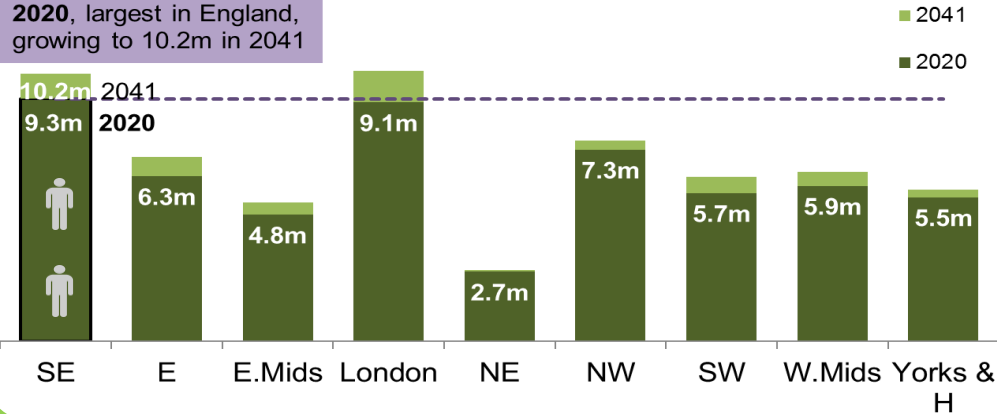
Dashboard continues overleaf >

# DATA DASHBOARD SPRING 2020

At **9.3m** in 2020, SE has UK's largest population, projected to **grow to 10.2m by 2041**.

**Sub-national population projections (2016-based) - total population 2020 and 2041**

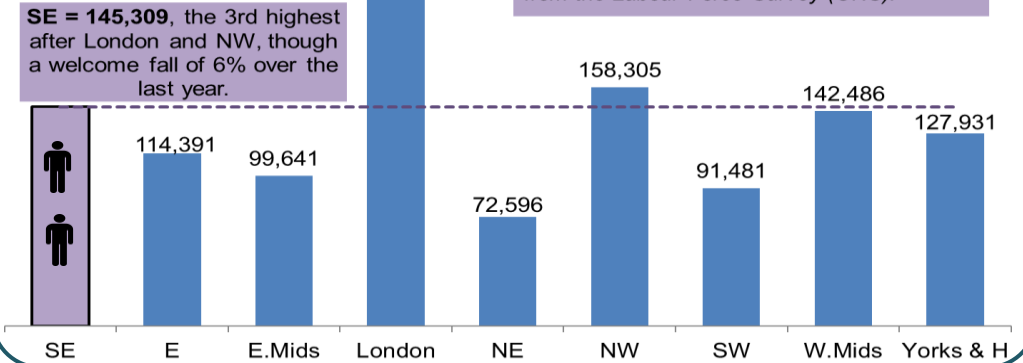
SE population = 9.3m in 2020, largest in England, growing to 10.2m in 2041



SE has **145,309** unemployed people (ILO definition\*, age 16+), 3<sup>rd</sup> only to London & NW, though a welcome 6% annual fall.

**Total number of people unemployed (ILO definition\*, aged 16+) February 2020**

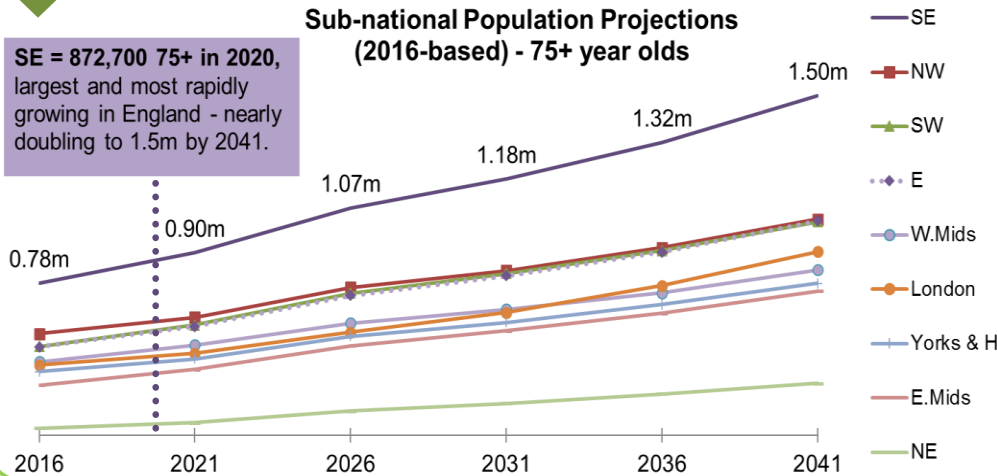
\* International Labour Organisation definition, from the Labour Force Survey (ONS).



At **872,700** in 2020, the SE has UK's largest older population, with over-75s nearly doubling to **1.5m** by 2041.

**Sub-national Population Projections (2016-based) - 75+ year olds**

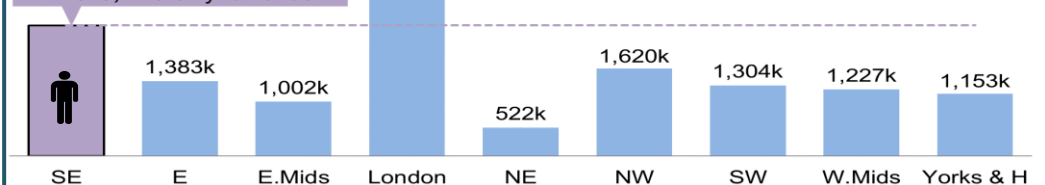
SE = 872,700 75+ in 2020, largest and most rapidly growing in England - nearly doubling to 1.5m by 2041.



SE has 2<sup>nd</sup> largest NVQ4+ skilled population, but also a large number of people with no qualifications.

**People with NVQ4+ 2019 (year) (no. of people aged 16-64)**

SE = 2.4m people with NVQ4+ in 2019, 2nd only to London



**People with no qualifications 2019 (year) (no. of people aged 16-64)**

SE = 321,800 people in 2019. E, E Mids, NE, SW, Yorks&H all have fewer

